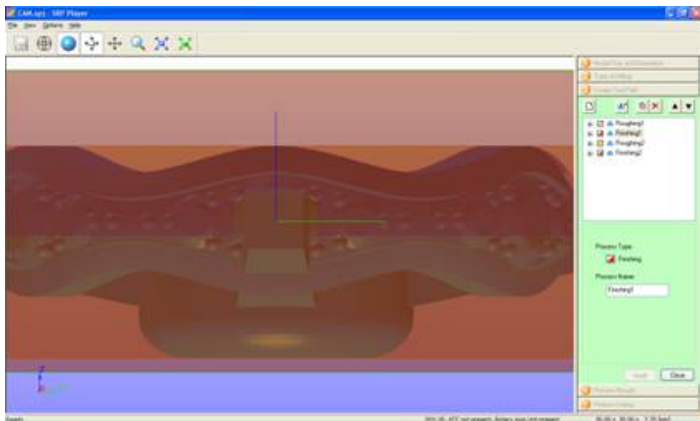
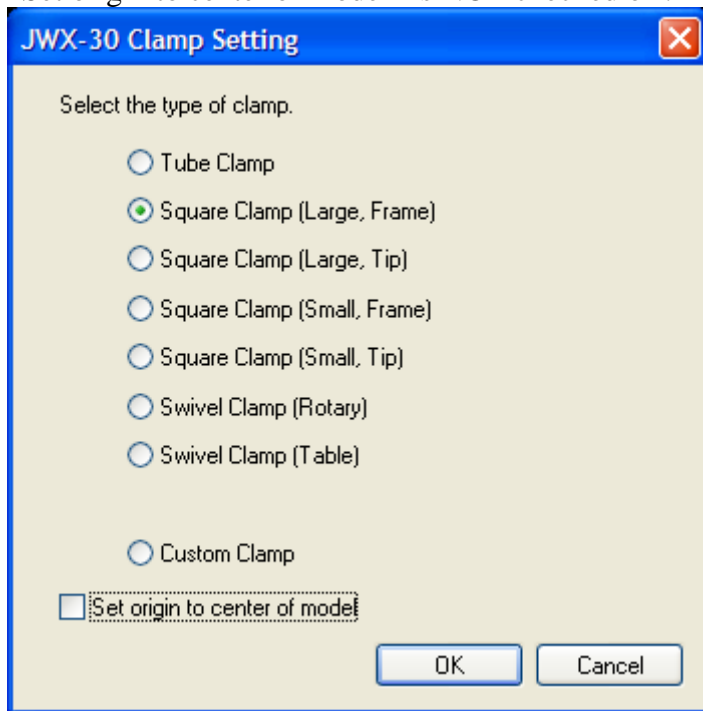


Model: JWX-30
Subject: Off-center rings or incomplete rings
Author: PG

The following document discusses possible issues that may occur with pieces coming out of the JWX-30 shifted or not being completely cut out.


When you have a ring in JewelStudio or other design software and you have started the importation to SRP Player, there will be a window that pops up asking what type of clamp to use. Please make sure the “Set origin to center of model” is NOT checked off.

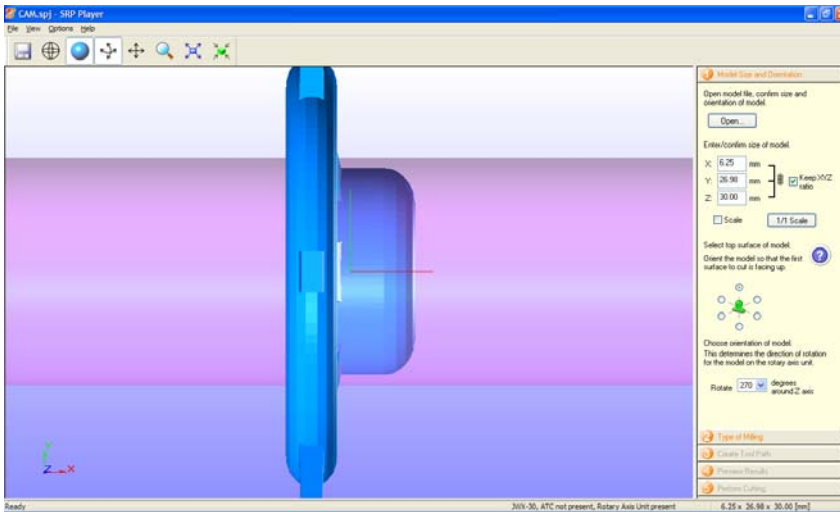
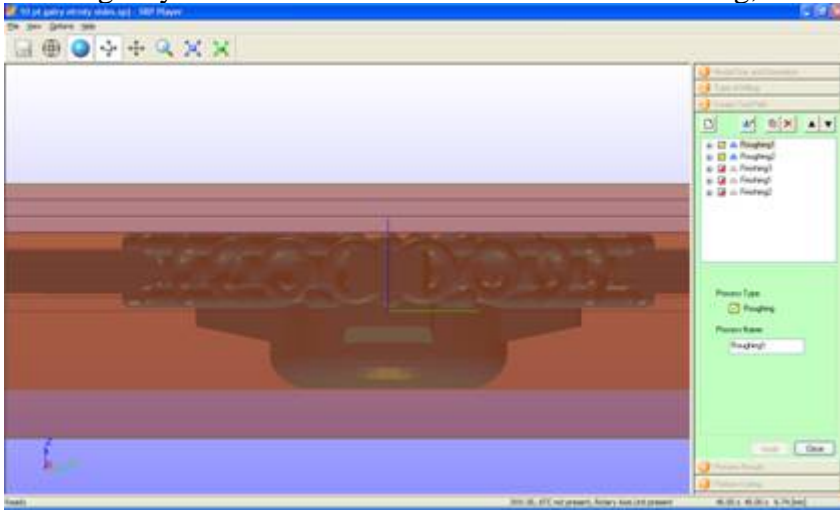


Disclaimer: All of the information contained in this document is based on the information available at the time of its creation. In no event will Roland DGA be liable to you for any damages, including damages for loss of business profits, business interruption, loss of business information and the like arising out of the use of or inability to use these materials.

Model: JWX-30
Subject: Off-center rings or incomplete rings
Author: PG

If it is checked off, then the ring will not be centered and cause the ring to be cut off-center on the flat side and the rotary side. Notice the ring is off center from the origin position in the below windows.

The origin symbol  should be in the center of the ring, not off to the side.



Please make sure the below box is not checked off when importing into SRP Player.

Set origin to center of model